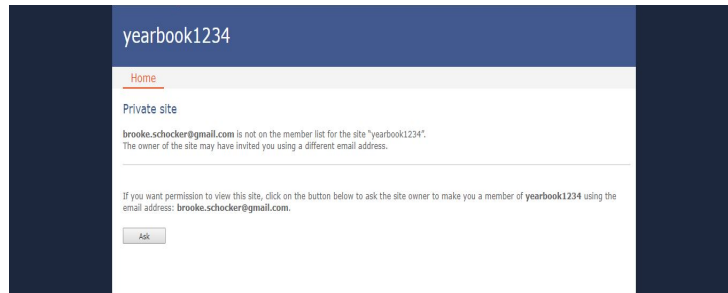
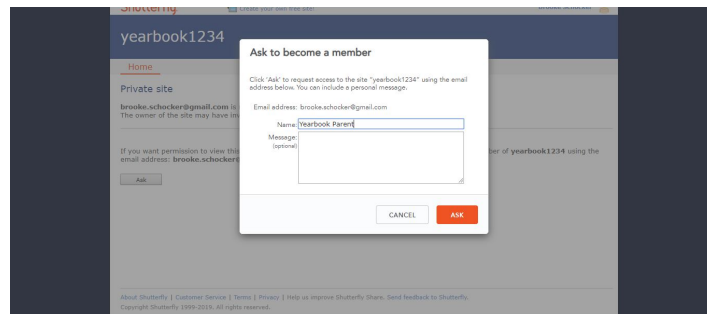


Share Site Upload Instructions

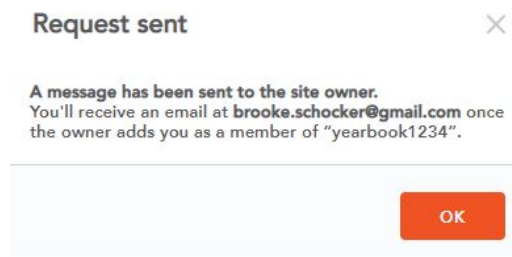
1. Go to <https://creeksidebook.shutterfly.com/>



- Press the **Ask** button to gain access to the share site
3. Type in your name and an optional message



4. Press **Ask** -- At that point, an email will be sent to your school's yearbook adviser. You will get an email once they approve you to be a member (contributor) to the Share Site.



5. Once you become a member you will be able to upload images from your desktop and the **Share Site App!**
6. To use the **Shutterfly Share Site App** simply download the app on your phone.
7. Log in
8. Start uploading!